
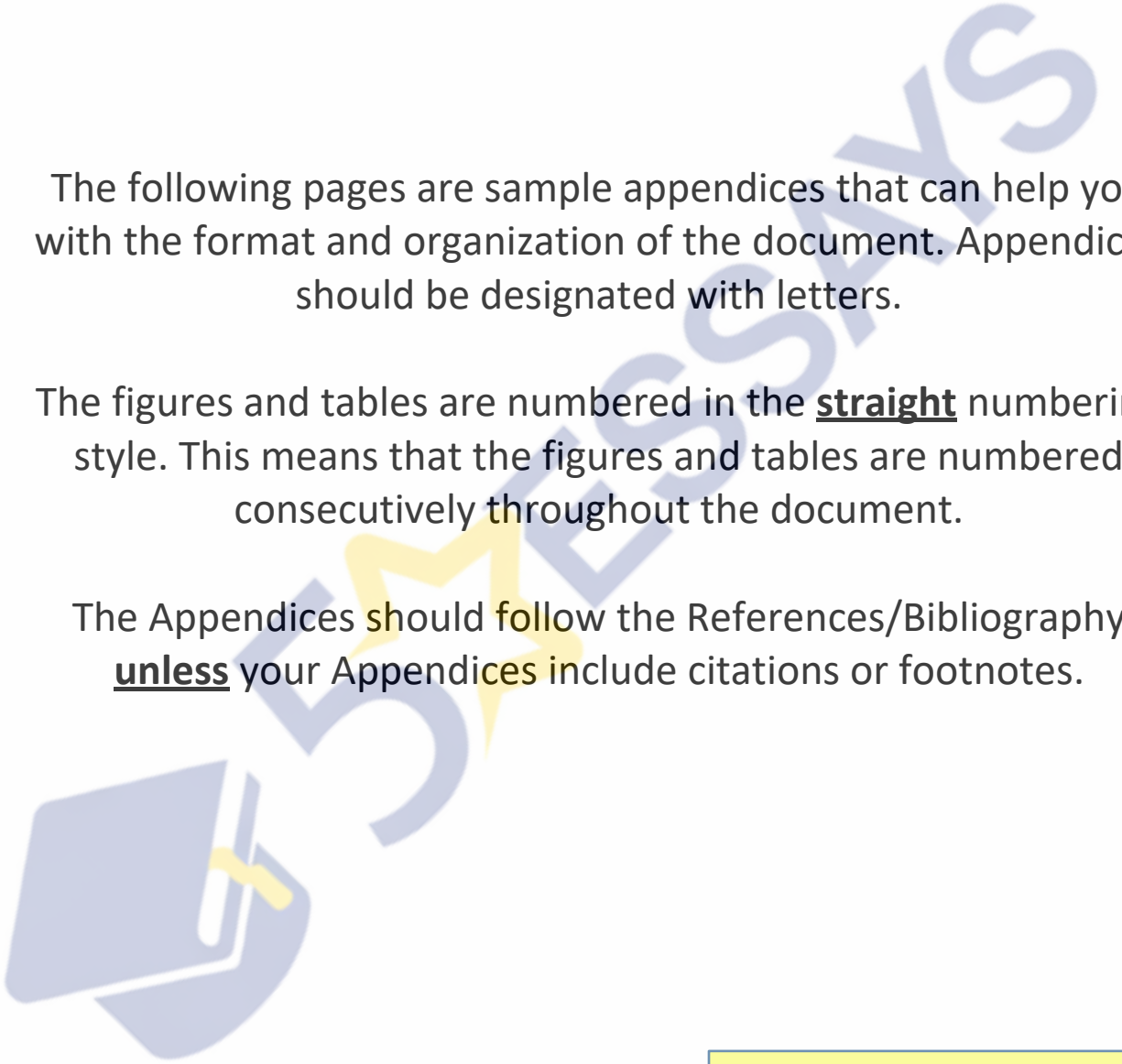


The following pages are sample appendices that can help you with the format and organization of the document. Appendices should be designated with letters.

The figures and tables are numbered in the **straight** numbering style. This means that the figures and tables are numbered consecutively throughout the document.

The Appendices should follow the References/Bibliography **unless** your Appendices include citations or footnotes.



**Appendices can consist of figures, tables, maps, photographs, raw data, computer programs, musical examples, interview questions, sample questionnaires, etc.**

## Optional: Appendices; Straight numbering style

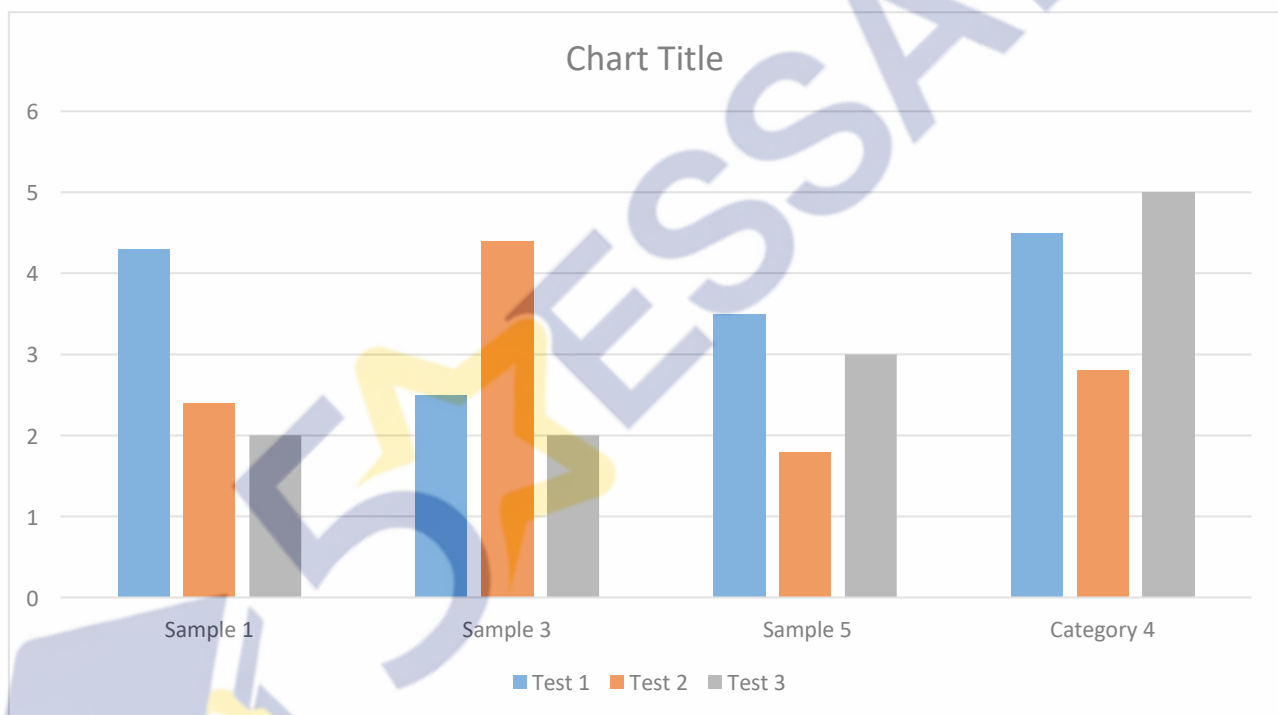
Appendices are labeled with letters

**APPENDIX A: APPENDIX TITLE**

Make sure the chapter and appendix titles match in style

**Figure 4:** A Chart to Diagram the Findings

The figure numbering continues from the chapters



## Optional: Appendices; Straight numbering style

### APPENDIX B: IRB LETTER

Include a scan of your IRB approval letter on this page.

**We recommend you  
include a copy or scan of  
your IRB approval letter as  
an appendix.**

## Optional: Appendices; Straight numbering style

### APPENDIX C: SUPPLEMENTARY FILE

The supplementary file [insert file name here] includes a recording of ...

**Supplementary files may include sound or video recordings, spreadsheets, data, code, etc.**

**Each supplementary file should have its own appendix page and title, which should be included in the table of contents. These pages should include a brief description of your supplementary files and include the name of the file.**