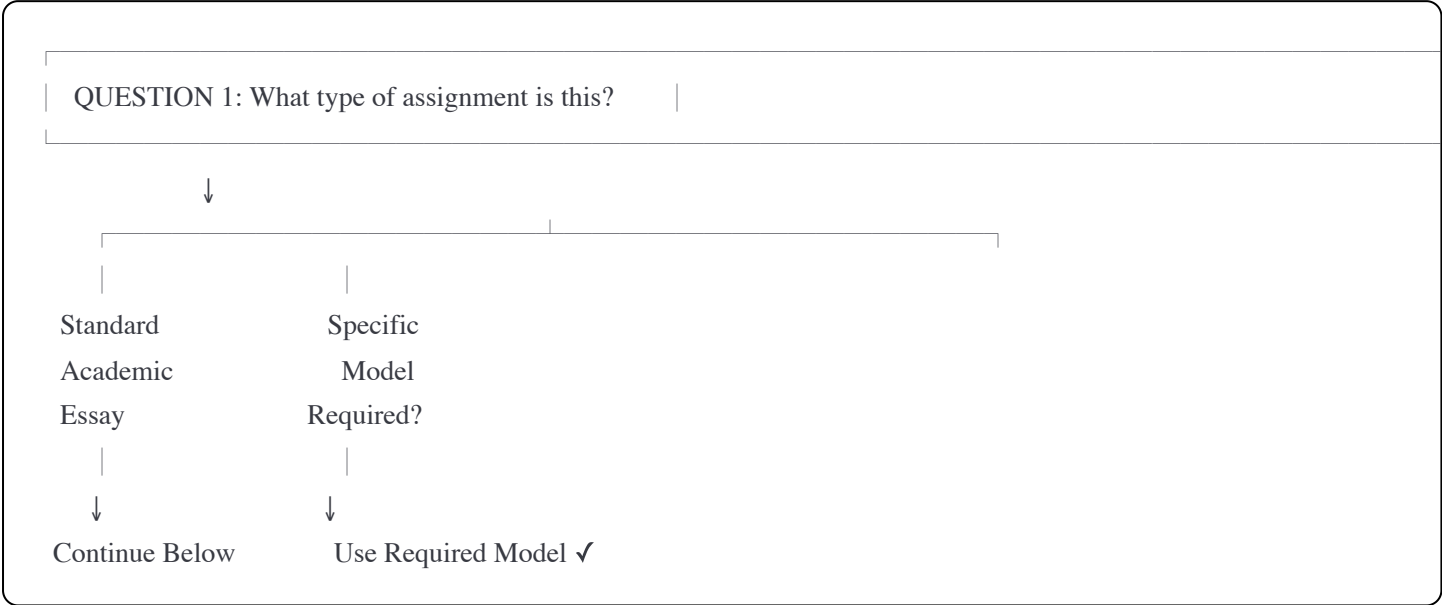


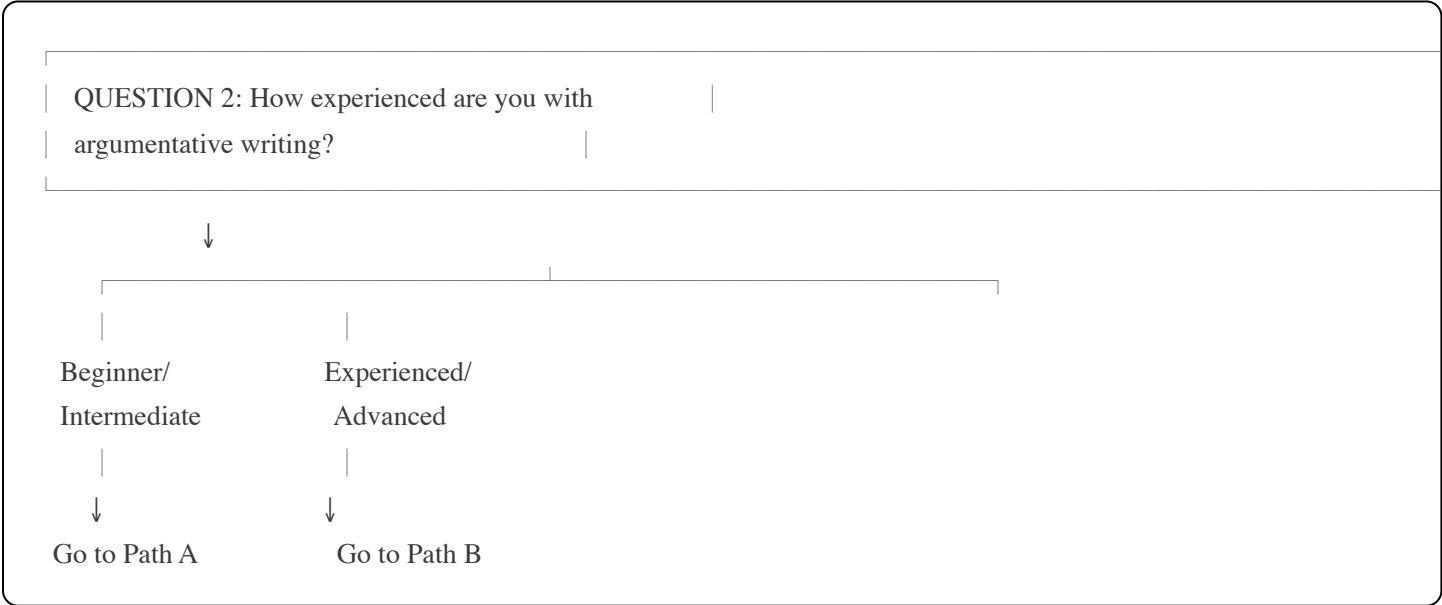
Argumentative Essay Model Selection Flowchart

Choose the Right Model for Your Essay in 60 Seconds


START HERE 




MAIN DECISION PATH

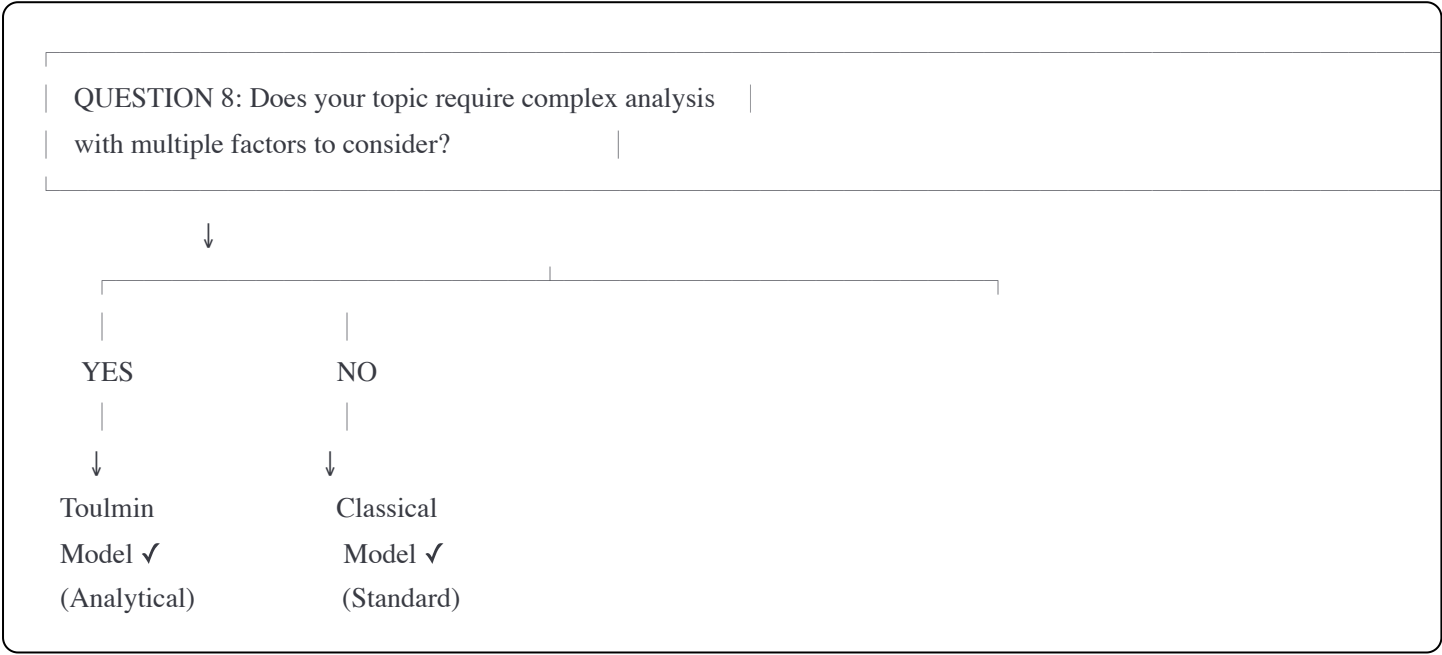


PATH A: Beginner/Intermediate Writers

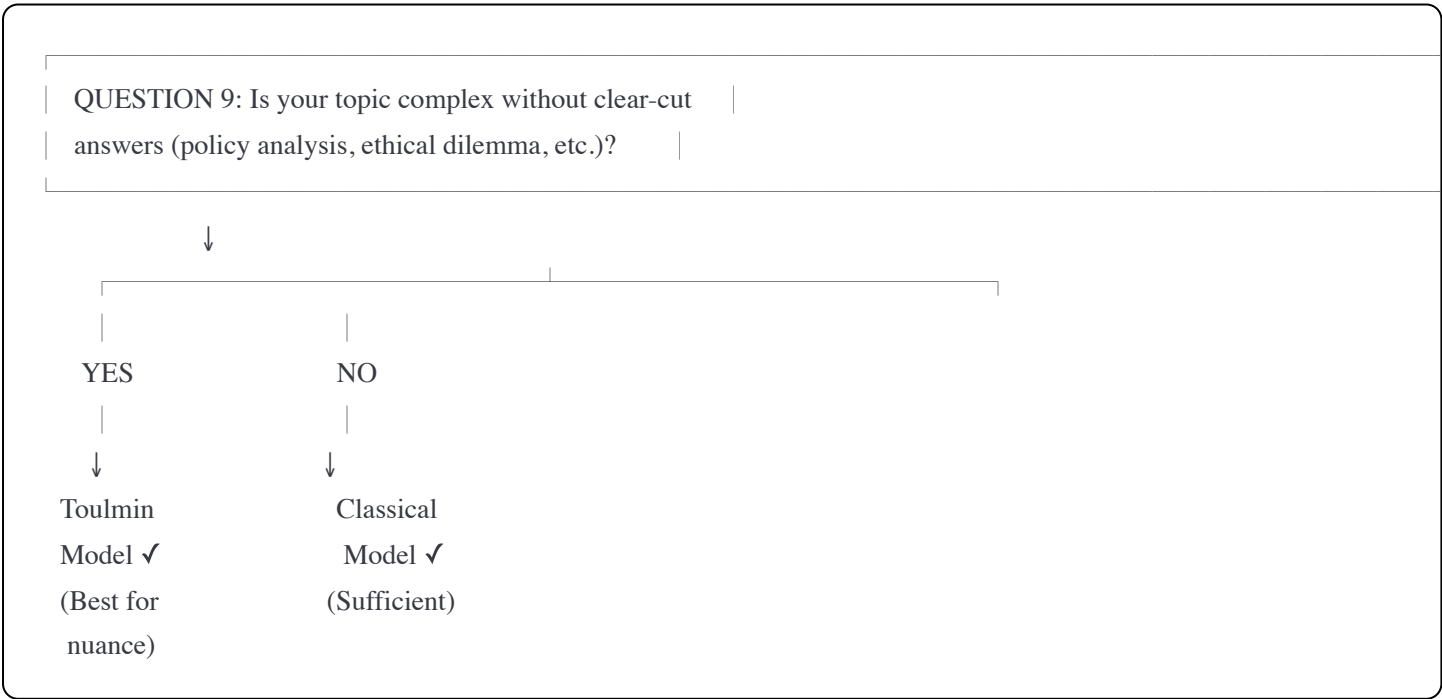




From "Neutral/Receptive" Audience:



From "Analytical/Academic" Audience:



Choose CLASSICAL When:

- ✓ Standard academic assignment
- ✓ Neutral or receptive audience
- ✓ Clear evidence on your side
- ✓ Topic has definitive positions
- ✓ You're new to argumentative writing
- ✓ Time is limited
- ✓ Traditional structure required

Example Topics:

- Should schools ban smartphones in class?
 - Is online learning effective?
 - Should college athletes be paid?
-

Choose TOULMIN When:

- ✓ Complex policy question
- ✓ Multiple valid perspectives exist
- ✓ Topic requires deep analysis
- ✓ Academic/analytical audience
- ✓ Issue lacks absolute answers
- ✓ You want to show logical depth
- ✓ Assignment values critical thinking

Example Topics:

- Should AI development be paused?
 - Is universal basic income viable?
 - Should genetic engineering be regulated?
-

Choose ROGERIAN When:

- ✓ Highly controversial topic
- ✓ Hostile or defensive audience
- ✓ Both sides have valid concerns
- ✓ Finding compromise matters
- ✓ You genuinely understand both views
- ✓ Building consensus is valued
- ✓ Assignment emphasizes diplomacy

Example Topics:

- Should abortion be regulated federally?
- How should gun rights be balanced?
- Should affirmative action continue?

SPECIAL SITUATIONS

If You're Still Unsure:

DEFAULT TO CLASSICAL MODEL

Why? It's the most versatile and widely accepted. Works for 80% of academic assignments.

You can always revise to Toulmin or Rogerian if Classical doesn't fit.

If Your Professor Specified Requirements:

Does assignment mention:

- └─ "Persuasive essay" → CLASSICAL
- └─ "Analytical essay" → TOULMIN
- └─ "Find common ground" → ROGERIAN
- └─ "Logical analysis" → TOULMIN
- └─ "Address controversy" → ROGERIAN
- └─ No specification → Your choice (default: CLASSICAL)

If You Have Limited Time:

Time Available:

- └─ Under 6 hours total → CLASSICAL (fastest)
- └─ 6-10 hours → CLASSICAL or TOULMIN
- └─ 10+ hours → Any model (ROGERIAN needs most time)

FINAL VALIDATION CHECKLIST

Before committing to your chosen model, verify:

✓ Classical Model:

- ☐ I have strong evidence supporting my position

- ☐ My audience isn't hostile to my view
- ☐ The topic has clear opposing sides
- ☐ I can address counterarguments effectively
- ☐ Traditional structure fits my assignment

✓ **Toulmin Model:**

- ☐ My topic is complex with multiple factors
- ☐ I can identify claims, warrants, and qualifiers
- ☐ My audience values analytical thinking
- ☐ I'm comfortable with logical analysis
- ☐ The issue doesn't have absolute answers

✓ **Rogerian Model:**

- ☐ My topic is genuinely controversial
 - ☐ I truly understand both perspectives
 - ☐ My audience may be defensive/hostile
 - ☐ Finding middle ground is appropriate
 - ☐ I can present opposition fairly and genuinely
 - ☐ I have time for this challenging model
-

TOPIC-BASED QUICK SELECTOR

Education Topics

- School policies (phones, uniforms) → **CLASSICAL**
- Standardized testing debate → **CLASSICAL** or **TOULMIN**
- Sex education content → **ROGERIAN**

Technology Topics

- Social media regulation → **CLASSICAL** or **TOULMIN**
- AI development ethics → **TOULMIN**
- Privacy vs. security → **ROGERIAN**

Health Topics

- Universal healthcare → **CLASSICAL** or **TOULMIN**
- Vaccine mandates → **ROGERIAN**
- Mental health policy → **CLASSICAL**

Social Issues

- Climate policy → **TOULMIN**
- Gun control → **ROGERIAN**
- Affirmative action → **ROGERIAN**
- Criminal justice reform → **CLASSICAL** or **TOULMIN**

Business/Economics

- Minimum wage → **CLASSICAL**
 - Universal basic income → **TOULMIN**
 - Corporate regulation → **TOULMIN**
-

MOST COMMON SCENARIOS

Scenario 1: High School Student, First Argumentative Essay

Topic: Should homework be banned? **Audience:** Teacher (neutral) **Recommendation:** **CLASSICAL** ✓ **Why:** Straightforward structure, manageable for beginners

Scenario 2: College Student, Policy Analysis Paper

Topic: Should carbon taxes be international? **Audience:** Professor (analytical) **Recommendation:** **TOULMIN** ✓ **Why:** Complex issue requiring nuanced analysis

Scenario 3: College Student, Ethics Course

Topic: Should abortion access be federally protected? **Audience:** Mixed class with strong opinions
Recommendation: **ROGERIAN** ✓ **Why:** Highly polarizing, needs diplomatic approach

Scenario 4: Grad Student, Research Paper

Topic: Is meritocracy achievable in capitalism? **Audience:** Academic journal **Recommendation:** **TOULMIN** ✓ **Why:** Complex theoretical analysis required

RED FLAGS: Wrong Model Chosen

You Picked Classical But:

✗ Your audience is hostile to your position ✗ Topic is extremely controversial with no consensus ✗ You need to find middle ground → **Switch to ROGERIAN**

You Picked Toulmin But:

✗ Topic is actually simple with obvious answer ✗ You don't have time for complex analysis ✗ Assignment wants traditional persuasive essay → **Switch to CLASSICAL**

You Picked Rogerian But:

✗ You can't genuinely understand the opposition ✗ You need to make strong uncompromising argument ✗
Evidence clearly favors one side → **Switch to CLASSICAL or TOULMIN**

CONFIDENCE CHECK

Rate your confidence (1-5) on these statements:

Classical Model:

- I understand persuasive structure → ___/5
- I have strong evidence → ___/5
- My audience is receptive → ___/5 **Total: ___/15** (Need 10+ to proceed)

Toulmin Model:

- I understand logical components → ___/5
- Topic requires deep analysis → ___/5
- I can identify warrants and backing → ___/5 **Total: ___/15** (Need 12+ to proceed)

Rogerian Model:

- I genuinely understand both sides → ___/5
- I can present opposition fairly → ___/5
- Finding compromise is appropriate → ___/5 **Total: ___/15** (Need 13+ to proceed)

If none score high enough → Use CLASSICAL (safest choice)

FINAL DECISION MADE?

Your Chosen Model: _____

Next Steps:

1. ☒ Download template for your model
2. ☒ Create detailed outline (30-45 minutes)
3. ☒ Gather evidence for all arguments
4. ☒ Draft following model structure
5. ☒ Revise for clarity and flow

Remember: The model is a tool, not a constraint. If you discover mid-writing that another model would work better, it's okay to switch during outlining phase (not during drafting).

NEED MORE HELP?

Still Uncertain?

- Review complete model comparison chart
- Study annotated examples of each model
- Download all three templates and compare
- Consult with your professor or writing center

After Choosing:

- Get step-by-step writing guide for your model
 - Access fill-in-the-blank outline templates
 - See complete example essays using your model
 - Learn common mistakes for your chosen model
-

Default Rule: When in doubt, **CLASSICAL** is the safest choice for 80% of assignments.